Indelband

TOP QUALITY MATERIALS FOR THE RETREADING INDUSTRY

Nortop

# THE COMPANY

*INDELBAND® is a trade mark by LAMINADOS S.A.C. a company whose core business is to produce and develop high quality materials for the retreading industry.*

*LAMINADOS® is part of a group of industrial companles with presence around the world and with more than 30 years of experience in developing, manufacturing and selling compounds, products and complete solutions based on rubber and other polymers. The group of companles represents nowadays one of the largest productions units of compounds and products based on rubber and other polyners of Peru.*

*LAMINADOS and the sister companies from the group are committed to sustalnable development through employment generation and selling high quality products and services, always complying with all social and environmental aspects in benefit of our customers.*

*The active participation among companies from the group creates a high level synergy in terms of research, which provides innovation and product development in order to offer solutions that guarantee our customers an excellent quality and performance in a wide range of products within different industries such as transportation, mining, industrial, fishing, construction, shoe and education.*

*LAMINADOS currently exports to more than 20 countries worldwide, demonstrating world class competitiveness through products and services specially developed to obtain outstanding results under the most demanding working conditions.*

## TOP QUALITY MATERIALS FOR THE WORLD.

*Indelband® currently exports to more than 20 countries worldwide, demonstrating world class competitiveness through products and services specially developed to obtain outstanding results under the most demanding working conditions.*

# QUALITY

*The high standards of quality and consistency of our products are guaranteed by our quality management and continual improvement system which is certified under ISO 9001:2008*

### *Production and Quality Management*

*High quality consistency of our products and services, on time and reliable supply to our customers and our commitment to keep our promises are the basis of our organization.*

*High quality and consistency standards of our products are based on a strict quality control system which ensures that our customer´s requirements are satisfied and guaranteed, covering from the design and raw material supply, through the production process and end-product, up to sales, delivery and technical assistance. Each batch manufactured in our plant undergoes controls and tests in each step of the process, guaranteeiing its quality. Our products are designed and produced to obtain the best performance for every application.*

*Quality along with cost efficiency, environmental protection and industrial safety is a usual responsibility of each employee.*

*These objectives are achieved by using first class raw materials, cutting-edge manufacturing technology, an extensive quality control through the whole production process and a strong awareness and training program aimed at each of our employees.*

ISO 9001
icontec internacional
Certified Nº 1401 - 1
NTC - ISO ó ISO 9001:2008

CERTIFIED IQNet MANAGEMENT SYSTEM

BASC
BUSINESS ALLIANCE FOR SECURE COMMERCE
CERTIFIED BASC
PERLIM00551

### *Continual Improvement*

*As part of our quality management system we are engaged with the principle of continual improvement within our organization. Continual improvement of our management, processes, products and services is a shared goal among all members of our organization.*

*Research, design, development and quality improvement of our products are oriented to better satisfy market demands in order to offer better benefits for our customers and users.*

*Our improvement program also addresses to improve the quality of life of our employess by watching good personnel relationships, industrial and occupational safety, safe transport, resource and environmental protection and conservation.*

*In this way, processes and procedures are constantly revised, audited and improved to increase quality, and to reduce waste generation, emissions, effluents, energy consumption and industrial accidents.*

# SERVICES

*In order to serve the needs and technical inquiries of our customers, Laminados provides technical assistance covering from the retreading process through service operations, even finding solutions for specific concerns regarding each fleet so that performance of our products is optimized.*

## *Production Technical Support*

*Our Production Technical Support staff of professionals has a wide experience regarding the different systems used in the retreading industry, including quality management approach, industrial and occupational safety, environmental management and continual improvement.*

*After a thorough analysis of each of the aspects related to the retreading process, our consultants identify improvement opportunities and offer the most efficient solutions in order to improve reliability, quality and productivity.*

## *Commercial Technical Support*

*Our Commercial Technical Support staff gives the necessary orientation to obtain the most out of our products and translating these benefits as advantages for our customers.*

*Taking into account different market conditions, specific strategies are developed and sales force is trained in order to obtain concrete results.*

*The Commercial Technical Support Service has tools and procedures specially developed to archieve their goals.*

Assistire

*Our Assistire® tire control software analyzes and quantifies tire performance considering all possible conditions to optimize tire management.*

# TREADS

*Optimized designs, specific compounds for each application and a certified quality management system guarantees an outstanding performance to face different demands and working conditions.*

### *Traditional Treads*

*INDELBAND® traditional treads have been designed to guarantee high performance and durability, by offering a high value, cost-eddectiveness ratio for users.*

*Indelband offers a wide range of tread designs manufactured with specific compounds for each application.*

### *OTR Treads*

*One piece OTR precured tread, provides the best product alternative for OTR radial tire retreading. The retread process with OTR procured treads eliminates the initial investment in equipment such as groovers, presses or moulds, with are essential for traditional OTR retreading processe. In the same way it reduces energy consumption, waste and increases productivity through a simple process by reducing or eliminating operations like building, grooving and curing times.*

*These advantages make retreading with OTR procured treads the most efficient retreading process in terms of costs, while improving overall product appearance and performance.*

*OTR procured treads have been specially designed for earthworks machines, loaders and dump truck. They are available in special designs and are manufactured with high resistance compounds, to guarantee highest traction and durability.*

# TREADS

### *Laser Treads*

*This precured tread with contour buffing spread and profile presents the triple radius design which allows a perfect match between the Laser tread and the convex shape of the casing itself.*

*This fact preserves the flexibility and the structure of the tire and relieves the casing from the stress generated when retreading with traditional treads.*

*The perfect shoulder fitting, provides o uniform unedged continuity that significally reduces shoulder wear, tread lift or damage coused by dragging in haul applications. By keeping the original geometry and footprint of the tire, physical benefits are obtained with the use of Laser treads resulting in better performance, a safer and more reliable product, casing durability, increased driving comfort and overall product appearance.*

**1 *Shoulder Radius***
*Releases stress from the shoulder area reduces damage by trawling through its precise fit.*

**2 *External Radius***
*Optimizes the performance of the contact surface.*

**3 *Internal Radius***
*Relives the casing from stress in the retread area due to the perfect match between this and the tread.*

# TREAD CATALOGUE

-Paved roads
-Long distances
-Main roads
-High speeds

-Urban paved roads
-Short and medium distances
-Constant braking, start and maneuvering
-Low speed

-Paved, highland and winding roads
-Secondary roads
-Intermediate and regional hauling
-Constant manuevering
-Moderate Speeds

-To be used in earthworks operations
-Short distances
-Traction needs
-High impact of damages and cuts
-Low speed

-All type of roads
-Short and medium distances
-Secondary paths and trails
-Moderate or low speed

-Short distances
-Constante braking start and maneuvering
-Scrub resistance
-Damage resistance
-Low speed

-Roads in bad conditions, roads under construction, mines or quarries
-Short distances
-Traction needs
-High impact of damages and cuts
-Low speed

-To be used under specific circumstances (ice and snow)
-Applicable for long and regional hauling, on and off the road and off the road according to design
-Moderate or low speed

## LZL

*Radial*

| Base | | Depth | | Weight | | Length | |
|---|---|---|---|---|---|---|---|
| In | mm | In/32 | mm | Lb/Ft. | kg/m | Ft. | m |
| 9.9 | 250 | 20 | 16.0 | 3.17 | 4.72 | -35.76 | -10.90 |
| 10.2 | 260 | 20 | 16.0 | 3.22 | 4.79 | -34.65 | -10.56 |

## IZL

*Radial*

| Base | | Depth | | Weight | | Length | |
|---|---|---|---|---|---|---|---|
| In | mm | In/32 | mm | Lb/Ft. | kg/m | Ft. | m |
| 7.5 | 190 | 20 | 15. | 2.33 | 3.47 | -33.29 | -11.06 |
| 7.9 | 200 | 20 | 15.5 | 2.38 | 3.54 | -36.09 | -11.00 |
| 8.3 | 210 | 20 | 15.5 | 2.61 | 3.89 | -36.25 | -11.05 |
| 8.7 | 220 | 20 | 16.0 | 2.86 | 4.26 | -36.09 | -11.00 |
| 9.3 | 235 | 20 | 16.0 | 2.90 | 4.32 | -35.96 | -10.96 |
| 10.0 | 255 | 21 | 17.0 | 3.45 | 5.13 | -35.92 | -10.95 |

## IZA

*Radial*

| Base | | Depth | | Weight | | Length | |
|---|---|---|---|---|---|---|---|
| In | mm | In/32 | mm | Lb/Ft. | kg/m | Ft. | m |
| 7.5 | 190 | 18.0 | 14.0 | 2.10 | 3.12 | -35.14 | -10.71 |
| 7.9 | 200 | 18.0 | 14.0 | 2.23 | 3.32 | -36.09 | -11.00 |
| 8.3 | 210 | 18.0 | 14.0 | 2.35 | 3.49 | -36.09 | -11.00 |
| 8.7 | 220 | 18.0 | 14.0 | 2.46 | 3.66 | -35.76 | -10.90 |
| 9.3 | 235 | 18.0 | 14.0 | 2.59 | 3.86 | -11.22 | - 3.42 |
| 9.7 | 245 | 18.0 | 14.0 | 2.77 | 4.12 | -11.22 | - 3.42 |
| 10.05 | 255 | 18.0 | 14.0 | 3.00 | 4.46 | -36.25 | -11.05 |

## LT+1

*Radial*

| Base | | Depth | | Weight | | Length | |
|---|---|---|---|---|---|---|---|
| In | mm | In/32 | mm | Lb/Ft. | kg/m | Ft. | m |
| 7.7 | 195 | 14 | 11.0 | 1.90 | 2.83 | -36.09 | -11.00 |
| 7.9 | 200 | 14 | 11.0 | 1.92 | 2.85 | -36.09 | -11.00 |
| 8.5 | 215 | 14 | 11.0 | 2.09 | 3.11 | -36.09 | -11.00 |
| 8.7 | 220 | 14 | 11.0 | 2.12 | 3.15 | -36.09 | -11.00 |
| 9.1 | 230 | 14 | 11.0 | 2.27 | 3.38 | -36.09 | -11.00 |
| 9.5 | 240 | 14 | 12.0 | 2.47 | 3.68 | -36.09 | -11.00 |

## LZE2

*Radial*

| Base | | Depth | | Weight | | Length | |
|---|---|---|---|---|---|---|---|
| In | mm | In/32 | mm | Lb/Ft. | kg/m | Ft. | m |
| 9.9 | 250 | 21 | 17.0 | 3.36 | 5.00 | -35.70 | -10.88 |
| 10.2 | 260 | 21 | 17.0 | 3.40 | 5.06 | -10.86 | - 3.31 |

## LZA+1

*Radial*

| Base | | Depth | | Weight | | Length | |
|---|---|---|---|---|---|---|---|
| In | mm | In/32 | mm | Lb/Ft. | kg/m | Ft. | m |
| 8.3 | 210 | 18 | 14.0 | 2.55 | 3.79 | -34.91 | -10.64 |
| 8.7 | 220 | 18 | 14.0 | 2.54 | 3.78 | -34.91 | -10.64 |
| 9.3 | 235 | 18 | 14.0 | 2.58 | 3.84 | -35.53 | -10.83 |

## L164

*Radial*

| Base | | Depth | | Weight | | Length | |
|---|---|---|---|---|---|---|---|
| In | mm | In/32 | mm | Lb/Ft. | kg/m | Ft. | m |
| 11.6 | 295 | 18 | 14.0 | 3.16 | 4.70 | -10.93 | - 3.33 |

## L196

*Radial*

| Base | | Depth | | Weight | | Length | |
|---|---|---|---|---|---|---|---|
| In | mm | In/32 | mm | Lb/Ft. | kg/m | Ft. | m |
| 8.3 | 210 | 18 | 14.0 | 2.55 | 3.80 | -10.37 | - 3.16 |

## NZA 2A WING

*Radial*

| Base | | Depth | | Weight | | Length | |
|---|---|---|---|---|---|---|---|
| In | mm | In/32 | mm | Lb/Ft. | kg/m | Ft. | m |
| 8.1 | 207 | 19 | 15.0 | 2.22 | 3.31 | -36.09 | -11.00 |
| 8.5 | 216 | 19 | 15.0 | 2.41 | 3.58 | -36.09 | -11.00 |
| 8.8 | 225 | 19 | 15.0 | 2.45 | 3.64 | -36.09 | -11.00 |

## IMB

*Radial / Bias*

| Base | | Depth | | Weight | | Length | |
|---|---|---|---|---|---|---|---|
| In | mm | In/32 | mm | Lb/Ft. | kg/m | Ft. | m |
| 5.9 | 150 | 14 | 11.0 | 1.38 | 2.05 | -12.17 | -3.71 |
| 6.3 | 160 | 14 | 11.0 | 1.44 | 2.14 | -11.97 | -3.65 |
| 7.5 | 190 | 15 | 12.0 | 1.88 | 2.80 | -10.27 | -3.13 |
| 7.9 | 200 | 15 | 12.0 | 1.96 | 2.92 | -10.99 | -3.35 |
| 8.7 | 220 | 15 | 12.0 | 2.43 | 3.62 | -11.12 | -3.39 |

## L250

*Radial*

| Base | | Depth | | Weight | | Length | |
|---|---|---|---|---|---|---|---|
| In | mm | In/32 | mm | Lb/Ft. | kg/m | Ft. | m |
| 8.7 | 220 | 20 | 15.5 | 2.72 | 4.05 | -11.22 | -3.42 |

## I250

*Radial*

| Base | | Depth | | Weight | | Length | |
|---|---|---|---|---|---|---|---|
| In | mm | In/32 | mm | Lb/Ft. | kg/m | Ft. | m |
| 6.7 | 170 | 15 | 12.0 | 1.60 | 2.38 | -36.19 | -11.03 |
| 7.9 | 200 | 20 | 16.0 | 2.47 | 3.67 | -36.19 | -11.03 |
| 8.3 | 210 | 20 | 16.0 | 2.52 | 3.75 | -36.22 | -11.04 |
| 8.7 | 220 | 20 | 16.0 | 2.63 | 3.92 | -36.22 | -11.04 |
| 9.3 | 235 | 20 | 16.0 | 2.97 | 4.42 | -36.12 | -11.01 |

## LTX

*Radial*

| Base | | Depth | | Weight | | Length | |
|---|---|---|---|---|---|---|---|
| In | mm | In/32 | mm | Lb/Ft. | kg/m | Ft. | m |
| 8.3 | 210 | 15 | 12.0 | 2.07 | 3.08 | -36.32 | -11.07 |
| 8.7 | 220 | 15 | 12.0 | 2.24 | 3.33 | -36.22 | -11.04 |

## LTR

*Radial*

| Base | | Depth | | Weight | | Length | |
|---|---|---|---|---|---|---|---|
| In | mm | In/32 | mm | Lb/Ft. | kg/m | Ft. | m |
| 7.5 | 190 | 15 | 12.0 | 1.80 | 2.68 | -35.92 | -10.95 |
| 7.9 | 200 | 15 | 12.0 | 1.78 | 2.65 | -35.79 | -10.91 |
| 8.7 | 220 | 18 | 14.0 | 2.55 | 3.79 | -11.09 | -3.38 |

## RHW

*Radial / Bias*

| Base | | Depth | | Weight | | Length | |
|---|---|---|---|---|---|---|---|
| In | mm | In/32 | mm | Lb/Ft. | kg/m | Ft. | m |
| 5.1 | 130 | 12 | 9.5 | 1.01 | 1.50 | -12.07 | -3.68 |
| 5.5 | 140 | 14 | 11.0 | 1.18 | 1.75 | -12.01 | -3.66 |
| 5.9 | 150 | 14 | 11.0 | 1.32 | 1.96 | -36.15 | -11.02 |
| 6.3 | 160 | 14 | 11.0 | 1.38 | 2.05 | -36.22 | -11.04 |
| 7.1 | 180 | 16 | 12.5 | 1.73 | 2.58 | -35.63 | -10.86 |
| 7.5 | 190 | 16 | 12.5 | 1.89 | 2.82 | -36.29 | -11.06 |
| 7.9 | 200 | 18 | 14.0 | 2.10 | 3.13 | -35.83 | -10.92 |
| 8.3 | 210 | 20 | 15.5 | 2.65 | 3.94 | -36.42 | -11.10 |
| 8.7 | 220 | 19 | 15.5 | 2.57 | 3.82 | -36.25 | -11.05 |

## IHL

*Radial / Bias*

| Base | | Depth | | Weight | | Length | |
|---|---|---|---|---|---|---|---|
| In | mm | In/32 | mm | Lb/Ft. | kg/m | Ft. | m |
| 7.5 | 190 | 10 | 8.0 | 1.47 | 2.19 | -35.79 | -10.91 |
| 7.9 | 200 | 10 | 8.0 | 1.55 | 2.30 | -35.76 | -10.90 |



Long Haul · Regional · On Off Road · Off road · Urban · OTR · Industrial · Snow · Agricultural

## IRP

*Radial / Bias*

| Base | | Depth | | Weight | | Length | |
|---|---|---|---|---|---|---|---|
| In | mm | In/32 | mm | Lb/Ft. | kg/m | Ft. | m |
| 7.1 | 180 | 16 | 12.5 | 1.75 | 2.61 | -36.09 | -11.00 |
| 7.5 | 190 | 16 | 12.5 | 1.88 | 2.80 | -35.79 | -10.91 |
| 8.3 | 210 | 16 | 12.5 | 2.16 | 3.22 | -35.86 | -10.93 |
| 8.7 | 220 | 18 | 14.0 | 2.54 | 3.78 | -36.02 | -10.98 |
| 9.3 | 245 | 20 | 16.0 | 2.87 | 4.27 | -35.89 | -10.94 |
| 9.7 | 235 | 20 | 16.0 | 3.01 | 4.48 | -11.22 | -3.42 |
| 10.0 | 255 | 20 | 16.0 | 3.33 | 4.95 | -11.22 | -3.42 |
| 12.0 | 305 | 11 | 8.8 | 2.47 | 3.68 | -13.52 | -4.12 |

## ITX2

*Radial*

| Base | | Depth | | Weight | | Length | |
|---|---|---|---|---|---|---|---|
| In | mm | In/32 | mm | Lb/Ft. | kg/m | Ft. | m |
| 7.5 | 190 | 15 | 12.0 | 1.74 | 2.59 | -36.09 | -11.00 |
| 8.7 | 220 | 15 | 12.0 | 2.00 | 2.98 | 36.09 | 11.00 |

## RIB

*Radial / Bias*

| Base | | Depth | | Weigth | | Length | |
|---|---|---|---|---|---|---|---|
| In | mm | In/32 | mm | Lb/Ft. | kg/m | Ft. | m |
| 7.1 | 180 | 14 | 11.0 | 1.53 | 2.27 | -12.02 | -3.66 |

## CTR

*Radial / Bias*

| Base | | Depth | | Weight | | Length | |
|---|---|---|---|---|---|---|---|
| In | mm | In/32 | mm | Lb/Ft. | kg/m | Ft. | m |
| 4.9 | 125 | 11 | 9.0 | 0.92 | 1.37 | -12.43 | -3.79 |
| 5.5 | 140 | 14 | 11.0 | 1.15 | 1.71 | -12.11 | -3.69 |

## TX

*Radial / Bias*

| Base | | Depth | | Weight | | Length | |
|---|---|---|---|---|---|---|---|
| In | mm | In/32 | mm | Lb/Ft. | kg/m | Ft. | m |
| 5.5 | 140 | 14 | 11.0 | 1.30 | 1.94 | -11.68 | -3.56 |
| 6.3 | 160 | 16 | 12.5 | 1.57 | 2.34 | -12.01 | -3.66 |
| 7.1 | 180 | 18 | 14.0 | 1.92 | 2.86 | -36.02 | -10.98 |
| 7.5 | 190 | 18 | 14.0 | 2.15 | 3.20 | -10.20 | -3.11 |
| 7.9 | 200 | 18 | 14.0 | 2.24 | 3.34 | -10.50 | -3.20 |
| 8.7 | 220 | 18 | 14.0 | 2.85 | 4.24 | -10.60 | -3.23 |
| 9.3 | 235 | 22 | 17.5 | 3.32 | 4.94 | -10.99 | -3.35 |

## TXX

*Radial / Bias*

| Base | | Depth | | Weight | | Length | |
|---|---|---|---|---|---|---|---|
| In | mm | In/32 | mm | Lb/Ft. | kg/m | Ft. | m |
| 6.3 | 160 | 16 | 12.5 | 1.51 | 2.25 | -36.15 | -11.02 |
| 7.5 | 190 | 20 | 16.0 | 2.30 | 3.42 | -36.02 | -10.98 |
| 7.9 | 200 | 21 | 17.0 | 2.47 | 3.68 | -36.25 | -11.05 |
| 8.7 | 220 | 24 | 19.0 | 2.94 | 4.38 | -36.35 | -11.08 |

## LWX

*Radial / Bias*

| Base | | Depth | | Weight | | Length | |
|---|---|---|---|---|---|---|---|
| In | mm | In/32 | mm | Lb/Ft. | kg/m | Ft. | m |
| 6.3 | 160 | 18 | 14.0 | 1.71 | 2.54 | -36.29 | -11.06 |
| 6.7 | 170 | 18 | 14.0 | 1.80 | 2.68 | -36.32 | -11.07 |
| 7.1 | 180 | 22 | 17.5 | 2.22 | 3.30 | -10.53 | -3.21 |
| 7.5 | 190 | 22 | 17.5 | 2.42 | 3.60 | -36.22 | -11.04 |
| 7.9 | 200 | 22 | 17.5 | 2.62 | 3.90 | -36.25 | -11.05 |
| 8.3 | 210 | 22 | 17.5 | 2.61 | 3.88 | -35.92 | -10.95 |
| 8.7 | 220 | 24 | 19.0 | 2.94 | 4.38 | -35.83 | -10.92 |
| 9.3 | 235 | 24 | 19.0 | 3.04 | 4.52 | -36.25 | -11.05 |

## IDA

*Radial*

| Base | | Depth | | Weight | | Length | |
|---|---|---|---|---|---|---|---|
| In | mm | In/32 | mm | Lb/Ft. | kg/m | Ft. | m |
| 8.3 | 210 | 23 | 18.0 | 2.85 | 4.24 | -36.32 | -11.07 |
| 8.7 | 220 | 23 | 18.0 | 3.00 | 4.46 | -36.25 | -11.05 |
| 9.1 | 230 | 23 | 18.0 | 3.09 | 4.60 | -36.12 | -11.01 |
| 9.3 | 235 | 23 | 18.0 | 3.38 | 5.03 | -36.42 | -11.10 |

## I21

*Radial*

| Base | | Depth | | Weight | | Length | |
|---|---|---|---|---|---|---|---|
| In | mm | In/32 | mm | Lb/Ft. | kg/m | Ft. | m |
| 7.9 | 200 | 26 | 21.0 | 2.76 | 4.11 | -36.35 | -11.08 |
| 8.3 | 210 | 26 | 21.0 | 2.88 | 4.28 | -36.09 | -11.00 |
| 8.7 | 220 | 26 | 21.0 | 2.88 | 4.28 | -36.35 | -11.08 |
| 9.1 | 230 | 26 | 21.0 | -- | -- | -36.09 | -11.00 |

## M+S

*Radial / Bias*

| Base | | Depth | | Weight | | Length | |
|---|---|---|---|---|---|---|---|
| In | mm | In/32 | mm | Lb/Ft. | kg/m | Ft. | m |
| 6.3 | 160 | 16 | 12.5 | 1.42 | 2.12 | -12.24 | -3.73 |

## IMS

*Radial/ Bias*

| Base | | Depth | | Weight | | Length | |
|---|---|---|---|---|---|---|---|
| In | mm | In/32 | mm | Lb/Ft. | kg/m | Ft. | m |
| 7.8 | 200 | 3 | 2.34 | 2.34 | 3.48 | -10.89 | - 3.32 |

## ISS

*Radial*

| Base | | Depth | | Weight | | Length | |
|---|---|---|---|---|---|---|---|
| In | mm | In/32 | mm | Lb/Ft. | kg/m | Ft. | m |
| 7.9 | 200 | 26 | 21.0 | 2.78 | 4.13 | -36.45 | -11.11 |
| 8.3 | 210 | 26 | 21.0 | 2.92 | 4.34 | -36.22 | -11.04 |
| 8.7 | 220 | 26 | 21.0 | 3.04 | 4.52 | -36.02 | -10.98 |
| 9.0 | 230 | 26 | 21.0 | -- | -- | -36.09 | -11.00 |

## NW

*Radial*

| Base | | Depth | | Weight | | Length | |
|---|---|---|---|---|---|---|---|
| In | mm | In/32 | mm | Lb/Ft. | kg/m | Ft. | m |
| 7.0 | 180 | 23 | 18.0 | -- | -- | -36.09 | -11.00 |
| 8.2 | 210 | 26 | 21.0 | 2.90 | 4.31 | -36.09 | -11.00 |
| 8.6 | 220 | -- | 21.0 | 3.04 | 4.52 | -36.09 | -11.00 |
| 9.0 | 230 | -- | 21.0 | 3.21 | 4.77 | -34.45 | -10.50 |
| 9.4 | 240 | -- | 21.0 | 3.33 | 4.96 | -13.12 | -4.00 |
| 10.3 | 262 | -- | 21.0 | 3.81 | 5.67 | -13.12 | -4.00 |
| 9.0 | 230 | 28 | 22.0 | -- | -- | -36.09 | -11.00 |

## NDN2

*Radial*

| Base | | Depth | | Weight | | Length | |
|---|---|---|---|---|---|---|---|
| In | mm | In/32 | mm | Lb/Ft. | kg/m | Ft. | m |
| 8.6 | 220 | 26 | 21.0 | 3.40 | 5.06 | -13.12 | -4.00 |
| 9.0 | 230 | 26 | 21.0 | 3.63 | 5.40 | -13.12 | -4.00 |
| 9.4 | 240 | 26 | 21.0 | 3.74 | 5.56 | -13.12 | -4.00 |

## MNW-S (SPECIAL)

*Radial*



| Base | | Depth | | Weight | | Length | |
|---|---|---|---|---|---|---|---|
| In | mm | In/32 | mm | Lb/Ft. | kg/m | Ft. | m |
| 8.4 | 215 | 19 | 15.0 | -- | -- | -36.09 | -11.00 |

## NS1

*Radial*

| Base | | Depth | | Weight | | Length | |
|---|---|---|---|---|---|---|---|
| In | mm | In/32 | mm | Lb/Ft. | kg/m | Ft. | m |
| 8.2 | 210 | 27 | 21.3 | -- | -- | -13.12 | -4.00 |
| 8.6 | 220 | 27 | 21.3 | 3.06 | 4.56 | -13.12 | -4.00 |
| 9.0 | 230 | 27 | 21.3 | 3.14 | 4.67 | -13.12 | -4.00 |

## I729

*Radial*

| Base | | Depth | | Weight | | Length | |
|---|---|---|---|---|---|---|---|
| In | mm | In/32 | mm | Lb/Ft. | kg/m | Ft. | m |
| 6.7 | 170 | 16 | 13.0 | -- | -- | -36.09 | -11.00 |
| 8.7 | 220 | 23 | 18.0 | 3.01 | 4.48 | -36.15 | -11.02 |
| 9.3 | 235 | 24 | 19.0 | 3.37 | 5.02 | -36.45 | -11.11 |
| 10.4 | 265 | 26 | 21.0 | 4.23 | 6.30 | -36.35 | -11.08 |

## I711

*Radial*

| Base | | Depth | | Weight | | Length | |
|---|---|---|---|---|---|---|---|
| In | mm | In/32 | mm | Lb/Ft. | kg/m | Ft. | m |
| 7.9 | 200 | 26 | 21.0 | 2.83 | 4.21 | -36.38 | -11.09 |
| 8.3 | 210 | 26 | 21.0 | 2.96 | 4.40 | -36.19 | -11.03 |
| 8.7 | 220 | 26 | 21.0 | 3.15 | 4.69 | -36.25 | -11.05 |
| 9.6 | 230 | 26 | 21.0 | 2.10 | 3.13 | -36.09 | -11.00 |
| 9.3 | 235 | 26 | 21.0 | 3.33 | 4.95 | -36.38 | -11.09 |

## IDE2

*Radial*

| Base | | Depth | | Weight | | Length | |
|---|---|---|---|---|---|---|---|
| In | mm | In/32 | mm | Lb/Ft. | kg/m | Ft. | m |
| 7.5 | 190 | 18 | 14.0 | 2.02 | 3.00 | -36.19 | -11.03 |
| 8.7 | 220 | 28 | 22.0 | 3.47 | 5.16 | -36.32 | -11.07 |
| 9.3 | 235 | 28 | 22.0 | 3.76 | 5.60 | -36.35 | -11.08 |
| 9.7 | 245 | 28 | 22.5 | 3.99 | 5.94 | -36.09 | -11.00 |
| 10.0 | 255 | 28 | 22.5 | 3.98 | 5.93 | -36.19 | -11.03 |
| 10.44 | 265 | 28 | 22.5 | 4.37 | 6.51 | 36.09 | 11.00 |

## L726

*Radial*

| Base | | Depth | | Weight | | Length | |
|---|---|---|---|---|---|---|---|
| In | mm | In/32 | mm | Lb/Ft. | kg/m | Ft. | m |
| 8.7 | 220 | 28 | 22.0 | 3.44 | 5.12 | -10.83 | -3.30 |

## IZT

*Radial*

| Base | | Depth | | Weight | | Length | |
|---|---|---|---|---|---|---|---|
| In | mm | In/32 | mm | Lb/Ft. | kg/m | Ft. | m |
| 7.1 | 180 | 21 | 17.0 | 2.20 | 3.28 | -36.35 | -11.08 |
| 7.5 | 190 | 22 | 17.5 | -- | -- | -36.09 | -11.00 |
| 8.9 | 255 | 25 | 20.0 | 3.49 | 5.20 | -36.09 | -11.00 |

## IT4

*Radial*

| Base | | Depth | | Weight | | Length | |
|---|---|---|---|---|---|---|---|
| In | mm | In/32 | mm | Lb/Ft. | kg/m | Ft. | m |
| 8.7 | 220 | 22 | 17.5 | 2.70 | 4.02 | -35.96 | -10.96 |
| 9.3 | 235 | 24 | 19.0 | 3.30 | 4.91 | -11.19 | -3.41 |
| 8.9 | 255 | 24 | 19.0 | 3.41 | 5.08 | -11.06 | -3.37 |

## NHT

*Radial*

| Base | | Depth | | Weight | | Length | |
|---|---|---|---|---|---|---|---|
| In | mm | In/32 | mm | Lb/Ft. | kg/m | Ft. | m |
| 8.27 | 210 | 27 | 21.3 | -- | -- | -13.12 | -4.00 |
| 8.67 | 220 | 27 | 21.3 | 3.21 | 4.78 | -13.12 | -4.00 |
| 9.06 | 230 | 27 | 21.3 | 3.37 | 5.01 | -13.12 | -4.00 |

## I85

*Radial*

| Base | | Depth | | Weight | | Length | |
|---|---|---|---|---|---|---|---|
| In | mm | In/32 | mm | Lb/Ft. | kg/m | Ft. | m |
| 12.9 | 328 | 20 | 16.0 | 3.91 | 5.82 | -36.02 | -10.98 |

## LTE2

*Radial*

| Base | | Depth | | Weight | | Length | |
|---|---|---|---|---|---|---|---|
| In | mm | In/32 | mm | Lb/Ft. | kg/m | Ft. | m |
| 12.8 | 325 | 21 | 17.0 | 4.62 | 6.87 | ~35.70 | ~10.88 |
| 13.79 | 350 | 21 | 17.0 | 5.19 | 7.72 | ~35.60 | ~10.85 |

## LZY3

*Radial*

| Base | | Depth | | Weight | | Length | |
|---|---|---|---|---|---|---|---|
| In | mm | In/32 | mm | Lb/Ft. | kg/m | Ft. | m |
| 12.8 | 325 | 24 | 19.0 | 4.70 | 7.00 | ~36.09 | ~11.00 |
| 13.8 | 350 | 24 | 19.0 | 4.82 | 7.17 | ~35.66 | ~10.87 |

## L86

*Radial*

| Base | | Depth | | Weight | | Length | |
|---|---|---|---|---|---|---|---|
| In | mm | In/32 | mm | Lb/Ft. | kg/m | Ft. | m |
| 10.2 | 260 | 22 | 17.5 | 3.52 | 5.24 | ~13.12 | ~4.00 |

## I86

*Radial*

| Base | | Depth | | Weight | | Length | |
|---|---|---|---|---|---|---|---|
| In | mm | In/32 | mm | Lb/Ft. | kg/m | Ft. | m |
| 7.5 | 190 | 20 | 16.0 | 2.35 | 3.50 | ~36.38 | ~11.09 |
| 8.3 | 210 | 20 | 16.0 | 2.49 | 3.70 | ~35.99 | ~10.97 |
| 8.7 | 220 | 20 | 16.0 | 2.57 | 3.83 | ~36.12 | ~11.01 |
| 9.3 | 235 | 20 | 16.0 | 2.74 | 4.08 | ~36.32 | ~11.07 |
| 9.7 | 245 | 22 | 17.5 | 3.12 | 4.64 | ~36.02 | ~10.98 |
| 10.0 | 255 | 24 | 19.0 | 3.47 | 5.17 | ~35.99 | ~10.97 |

## L840

*Radial*

| Base | | Depth | | Weight | | Length | |
|---|---|---|---|---|---|---|---|
| In | mm | In/32 | mm | Lb/Ft. | kg/m | Ft. | m |
| 9.9 | 250 | 23 | 18.0 | 3.47 | 5.16 | ~36.02 | ~10.98 |

## I840L

*Radial*

| Base | | Depth | | Weight | | Length | |
|---|---|---|---|---|---|---|---|
| In | mm | In/32 | mm | Lb/Ft. | kg/m | Ft. | m |
| 8.3 | 210 | 19 | 15.0 | 2.45 | 3.65 | ~36.42 | ~11.10 |
| 8.7 | 220 | 19 | 15.0 | 2.57 | 3.82 | ~36.09 | ~11.00 |
| 9.1 | 230 | 19 | 15.0 | 2.62 | 3.90 | ~36.22 | ~11.04 |

## LZY2

*Radial*

| Base | | Depth | | Weight | | Length | |
|---|---|---|---|---|---|---|---|
| In | mm | In/32 | mm | Lb/Ft. | kg/m | Ft. | m |
| 9.9 | 250 | 23 | 18.5 | 3.66 | 5.45 | ~35.89 | ~10.94 |

## IZY2

*Radial*

| Base | | Depth | | Weight | | Length | |
|---|---|---|---|---|---|---|---|
| In | mm | In/32 | mm | Lb/Ft. | kg/m | Ft. | m |
| 7.9 | 200 | 23 | 18.5 | 2.70 | 4.02 | ~10.63 | ~3.24 |
| 8.3 | 210 | 23 | 18.5 | 2.77 | 4.12 | ~10.83 | ~3.30 |
| 8.7 | 220 | 23 | 18.5 | 3.05 | 4.54 | ~36.32 | ~11.07 |
| 9.3 | 235 | 23 | 18.5 | 3.23 | 4.81 | ~36.25 | ~11.05 |
| 9.6 | 245 | 23 | 18.5 | 3.41 | 5.08 | ~36.32 | ~11.07 |
| 10.05 | 255 | 23 | 18.5 | 3.59 | 5.34 | ~36.29 | ~11.06 |
| 10.44 | 265 | 23 | 18.5 | -- | -- | ~36.09 | ~11.00 |



Long Haul · Regional · On Off Road · Off road · Urban · OTR · Industrial · Snow · Agricultural

## ZZY

*Radial / Bias*

| Base | | Depth | | Weight | | Length | |
|---|---|---|---|---|---|---|---|
| In | mm | In/32 | mm | Lb/Ft. | kg/m | Ft. | m |
| 5.9 | 150 | 19 | 15.0 | 1.71 | 2.54 | ~36.29 | ~11.06 |
| 6.3 | 160 | 19 | 15.0 | 1.80 | 2.68 | ~36.32 | ~11.07 |
| 6.7 | 170 | 19 | 15.0 | 1.89 | 2.82 | ~36.35 | ~11.08 |
| 7.1 | 180 | 22 | 17.5 | 2.26 | 3.36 | ~36.61 | ~11.16 |
| 7.5 | 190 | 22 | 17.5 | 2.45 | 3.65 | ~36.29 | ~11.06 |
| 7.9 | 200 | 22 | 17.5 | 2.59 | 3.86 | ~36.42 | ~11.10 |
| 8.3 | 210 | 22 | 17.5 | 2.71 | 4.03 | ~36.42 | ~11.10 |

## IDY

*Radial*

| Base | | Depth | | Weight | | Length | |
|---|---|---|---|---|---|---|---|
| In | mm | In/32 | mm | Lb/Ft. | kg/m | Ft. | m |
| 7.9 | 200 | 27 | 21.5 | 3.06 | 4.55 | ~36.35 | ~11.08 |
| 8.3 | 210 | 28 | 22.0 | 3.23 | 4.81 | ~36.48 | ~11.12 |
| 8.7 | 220 | 28 | 22.0 | 3.41 | 5.08 | ~36.32 | ~11.07 |
| 9.3 | 235 | 28 | 22.0 | 3.69 | 5.49 | ~36.15 | ~11.02 |
| 9.7 | 245 | 28 | 22.0 | 3.83 | 5.70 | ~36.42 | ~11.10 |

## DY3E

*Radial / Bias*

| Base | | Depth | | Weight | | Length | |
|---|---|---|---|---|---|---|---|
| In | mm | In/32 | mm | Lb/Ft. | kg/m | Ft. | m |
| 8.6 | 220 | 25 | 20.0 | 3.00 | 4.47 | ~36.48 | ~11.12 |
| 9.2 | 235 | 25 | 20.0 | 3.28 | 4.88 | ~36.58 | ~11.15 |
| 9.6 | 245 | 25 | 20.0 | 3.37 | 5.01 | ~36.42 | ~11.10 |

## IDY3

*Radial*

| Base | | Depth | | Weight | | Length | |
|---|---|---|---|---|---|---|---|
| In | mm | In/32 | mm | Lb/Ft. | kg/m | Ft. | m |
| 8.7 | 220 | 26 | 21.0 | -- | -- | -- | -- |
| 9.3 | 235 | 26 | 21.0 | 3.58 | 5.33 | ~36.09 | ~11.00 |
| 9.6 | 245 | 26 | 21.0 | 3.80 | 5.66 | ~36.09 | ~11.00 |
| 10.0 | 255 | 26 | 21.0 | 3.88 | 5.78 | ~36.09 | ~11.00 |
| 10.4 | 265 | 26 | 21.0 | 3.98 | 5.93 | ~36.09 | ~11.00 |

## TUK

*Radial / Bias*

| Base | | Depth | | Weight | | Length | |
|---|---|---|---|---|---|---|---|
| In | mm | In/32 | mm | Lb/Ft. | kg/m | Ft. | m |
| 5.1 | 130 | 16 | 12.5 | 1.24 | 1.84 | ~36.48 | ~11.12 |
| 5.5 | 140 | 17 | 13.5 | 1.44 | 2.14 | ~36.42 | ~11.10 |
| 5.9 | 150 | 18 | 14.0 | 1.67 | 2.48 | ~36.29 | ~11.06 |
| 6.3 | 160 | 19 | 15.0 | 1.83 | 2.72 | ~36.48 | ~11.12 |
| 6.7 | 170 | 19 | 15.0 | 1.94 | 2.88 | ~36.45 | ~11.11 |
| 7.1 | 180 | 22 | 17.5 | 2.38 | 3.54 | ~36.35 | ~11.08 |
| 7.5 | 190 | 22 | 17.5 | 2.43 | 3.62 | ~36.35 | ~11.08 |
| 7.9 | 200 | 22 | 17.5 | 2.63 | 3.92 | ~36.42 | ~11.10 |
| 8.3 | 210 | 22 | 17.5 | 2.71 | 4.04 | ~36.42 | ~11.10 |
| 8.7 | 220 | 24 | 19.0 | 3.01 | 4.48 | ~36.42 | ~11.10 |
| 9.3 | 235 | 26 | 20.5 | 3.45 | 5.14 | ~36.22 | ~11.04 |

## IZB

*Radial / Bias*

| Base | | Depth | | Weight | | Length | |
|---|---|---|---|---|---|---|---|
| In | mm | In/32 | mm | Lb/Ft. | kg/m | Ft. | m |
| 7.1 | 180 | 20 | 16.0 | 2.34 | 3.48 | ~35.64 | ~10.86 |
| 7.5 | 190 | 20 | 16.0 | 2.45 | 3.65 | ~36.12 | ~11.01 |
| 7.9 | 200 | 20 | 16.0 | 2.65 | 3.95 | ~35.98 | ~10.97 |
| 8.3 | 210 | 22 | 17.5 | 2.69 | 4.00 | ~36.15 | ~11.02 |
| 8.7 | 220 | 24 | 19.0 | 2.96 | 4.40 | ~36.02 | ~10.98 |
| 9.3 | 235 | 24 | 19.0 | 3.17 | 4.72 | ~36.12 | ~11.01 |

## I78

*Radial*

| Base | | Depth | | Weight | | Length | |
|---|---|---|---|---|---|---|---|
| In | mm | In/32 | mm | Lb/Ft. | kg/m | Ft. | m |
| 13.8 | 350 | 30 | 24.0 | 5.71 | 8.49 | ~11.48 | ~3.50 |

## IZB OTR

*Radial / Bias*

| Base | | Depth | | Weight | | Length | |
|---|---|---|---|---|---|---|---|
| In | mm | In/32 | mm | Lb/Ft. | kg/m | Ft. | m |
| 9.3 | 235 | 30 | 24.0 | 3.95 | 5.88 | ~36.02 | ~10.98 |
| 10.0 | 255 | 30 | 24.0 | 4.37 | 6.51 | ~11.35 | ~3.46 |

## IZH

*Radial*

| Base | | Depth | | Weight | | Length | |
|---|---|---|---|---|---|---|---|
| In | mm | In/32 | mm | Lb/Ft. | kg/m | Ft. | m |
| 9.3 | 235 | 30 | 24.0 | 3.93 | 5.85 | ~36.45 | ~11.11 |
| 9.7 | 245 | 30 | 24.0 | 4.10 | 6.10 | ~36.42 | ~11.10 |
| 10.0 | 255 | 32 | 25.5 | 4.31 | 6.42 | ~36.15 | ~11.02 |

## IZHL

*Radial*

| Base | | Depth | | Weight | | Length | |
|---|---|---|---|---|---|---|---|
| In | mm | In/32 | mm | Lb/Ft. | kg/m | Ft. | m |
| 8.7 | 220 | 26 | 21.0 | 3.38 | 5.03 | ~36.35 | ~11.08 |
| 9.3 | 235 | 26 | 21.0 | 3.61 | 5.37 | ~36.19 | ~11.03 |
| 9.7 | 245 | 26 | 21.0 | 3.79 | 5.64 | ~35.76 | ~10.90 |

## I88

*Radial / Bias*

| Base | | Depth | | Weight | | Length | |
|---|---|---|---|---|---|---|---|
| In | mm | In/32 | mm | Lb/Ft. | kg/m | Ft. | m |
| 9.3 | 235 | 28 | 22.0 | 3.57 | 5.32 | ~36.02 | ~10.98 |
| 10.0 | 255 | 32 | 25.5 | 4.52 | 6.72 | ~11.25 | ~3.43 |
| 10.4 | 265 | 32 | 25.5 | 4.54 | 6.76 | ~11.45 | ~3.49 |

## IHR

*Radial / Bias*

| Base | | Depth | | Weight | | Length | |
|---|---|---|---|---|---|---|---|
| In | mm | In/32 | mm | Lb/Ft. | kg/m | Ft. | m |
| 10.0 | 255 | 30 | 24.0 | 4.52 | 6.72 | ~11.32 | ~3.45 |
| 9.3 | 235 | 28 | 22.0 | 3.79 | 5.64 | ~36.52 | ~11.13 |

## IMT

*Radial*

| Base | | Depth | | Weight | | Length | |
|---|---|---|---|---|---|---|---|
| In | mm | In/32 | mm | Lb/Ft. | kg/m | Ft. | m |
| 17.9 | 455 | 42 | 33.0 | 9.68 | 14.40 | ~14.50 | ~4.42 |
| 20.1 | 510 | 50 | 40.0 | 13.24 | 19.70 | ~15.68 | ~4.78 |

## IMTS

*Radial*

| Base | | Depth | | Weight | | Length | |
|---|---|---|---|---|---|---|---|
| In | mm | In/32 | mm | Lb/Ft. | kg/m | Ft. | m |
| 20.1 | 510 | 68 | 54.0 | 16.30 | 24.25 | ~15.68 | ~4.78 |
| 22.9 | 580 | 68 | 54.0 | 19.08 | 28.40 | ~16.99 | ~5.18 |

## IADN

*Radial*

| Base | | Depth | | Weight | | Length | |
|---|---|---|---|---|---|---|---|
| In | mm | In/32 | mm | Lb/Ft. | kg/m | Ft. | m |
| 20.49 | 520 | 57 | 45.0 | 16.30 | 24.25 | ~15.68 | ~4.78 |
| 23.25 | 590 | 61 | 48.0 | 17.87 | 26.6 | ~17.06 | ~5.20 |
| 26.00 | 660 | 63 | 50.0 | 20.80 | 30.95 | ~18.37 | ~5.60 |

## IHD3

*Radial*

| Base | | Depth | | Weight | | Length | |
|---|---|---|---|---|---|---|---|
| In | mm | In/32 | mm | Lb/Ft. | kg/m | Ft. | m |
| 17.93 | 455 | 42 | 33.0 | 10.72 | 15.95 | ~14.67 | ~4.47 |
| 20.29 | 515 | 57 | 45.0 | 15.29 | 22.75 | ~15.81 | ~4.82 |
| 23.25 | 590 | 63 | 50.0 | 18.94 | 28.19 | ~17.06 | ~5.20 |

## I88

*Radial / Bias*

| Base | | Depth | | Weight | | Length | |
|---|---|---|---|---|---|---|---|
| In | mm | In/32 | mm | Lb/Ft. | kg/m | Ft. | m |
| 11.43 | 290 | 42 | 33.0 | 23.16 | 34.46 | ~14.44 | ~ 4.40 |

## IAT

*Radial*

| Base | | Depth | | Weight | | Length | |
|---|---|---|---|---|---|---|---|
| In | mm | In/32 | mm | Lb/Ft. | kg/m | Ft. | m |
| 21.47 | 545 | 61 | 48 | 9.10 | 13.54 | ~15.94 | ~ 4.86 |

## SLICK

*Solid*

| Base | Depth | Weight | Length |
|---|---|---|---|
| in | in | kg/m | m |
| 6 | 1/2 | 2.40 | ~10.20 |
| 8 | 1/2 | 2.96 | ~9.64 |
| 10 | 1 | 8.30 | ~7.62 |
| 12 | 3/4 | 6.50 | ~10.00 |

## TUM

*Radial / Bias / Solid*

| Base | Depth | Weight | Length |
|---|---|---|---|
| in | in | kg/m | m |
| 130 | 17.5 | 2.65 | ~3.37 |
| 155 | 17.5 | 3.04 | ~3.20 |

# TREAD WIDTH

*Suggested tread width by the size of the tire*

mm

| 130 | 140 | 150 | 160 | 170 | 180 | 190 | 200 | 210 | 220 | 235 |
|---|---|---|---|---|---|---|---|---|---|---|
| 6.70 R 15 | 6.50 R 20 | 7.00 R 15 | 205 R 14 | 205 R 16 | 205 R 14 | 9.00 R 16 | 9.5 R 17.5 | 10 R 17.5 | 11.00 R 20 | 12.00 R 20 |
| 6.50 R 16 | 6.70 R 13 | 7.50 R 15 | 7.50 R 15 | 215 R 16 | 215 R 14 | 9.5 R 17.5 | 9.5 R 19.5 | 11 R 16 | 12.00 R 20 | 12.00 R 22 |
| 6.00 R 20 | 6.70 R 14 | 8.25 R 15 | 8.25 R 15 | 8.25 R 16 | 215 R 15 | 9 R 19.5 | 10 R 22.5 | 10.00 R 20 | 11.00 R 22 | 12 R 22.5 |
| 175 / 75 R 16 | 6.70 R 15 | 185 R 15 | 195 R 15 | 8 R 17.5 | 205 R 16 | 9.00 R 20 | 255 / 75 R 15 | 11.00 R 22 | 12.00 R 22 | 12.00 R 24 |
| 6.00 - 14 | 185 R 15 | 195 R 15 | 215 R 15 | 8 R 19.5 | 215 R 16 | 9 R 22.5 | 235 / 75 R 16 | 10 R 22.5 | 11 R 22.5 | 12 R 24.5 |
| 6.50 - 14 | 7.00 R 15 | 185 R 16 | 195 R 16 | 8.25 R 20 | 8.25 R 16 | 225 / 75 R 17.5 | 245 / 75 R 17.5 | 11 R 22.5 | 12 R 22.5 | 285 / 70 R 19.5 |
| | 195 R 15 | 7.50 R 16 | 205 R 16 | 8 R 22.5 | 8 R 17.5 | 235 / 75 R 17.5 | 235 / 70 R 19.5 | 245 / 75 R 17.5 | 12.00 R 24 | 295 / 70 R 22.5 |
| | 7.00 R 16 | 7.50 R 20 | 8.25 R 16 | 205 / 75 R 16 | 8.5 R 17.5 | 235 / 70 R 19.5 | 245 / 70 R 19.5 | 265 / 70 R 19.5 | 12 R 24.5 | 295 / 80 R 22.5 |
| | 7 R 17.5 | 175 / 75 R 16 | 8 R 17.5 | 215 / 75 R 16 | 9 R 17.5 | 225 / 75 R 19.5 | 255 / 70 R | 265 / 75 R 19.5 | 285 / 70 R 19.5 | 12 / 70 R 22.5 |
| | 7 R 19.5 | 185 / 75 R 16 | 8 R 19.5 | 205 / 75 R 17.5 | 8 R 19.5 | 8.25 - 20 | 222.5 | 11 / 70 R 22.5 | 275 / 70 R 22.5 | 13 / 70 R 22.5 |
| | 7.00 R 20 | 195 / 75 R 16 | 8 R 22.5 | 215 / 75 R 17.5 | 8.25 R 20 | 9.00 - 20 | 10.00 - 20 | 11.00 - 20 | 275 / 80 R 22.5 | 305 / 70 R 22.5 |
| | 215 / 85 R 16 | 6.50 - 14 | 195 / 75 R 16 | 7.50 - 16 | 8 R 22.5 | | 11.00 - 20 | 11 - 22.5 | 11 / 70 R 22.5 | 315 / 75 R 22.5 |
| | 175 / 75 R 16 | 7.00 - 15 | 205 / 75 R 16 | | 205 / 75 R 16 | | 11 - 22.5 | | 12 / 70 R 22.5 | 12 / 80 R 22.5 |
| | 185 / 75 R 16 | 7.50 - 15 | 205 /75R17.5 | | 215 / 75 R 16 | | | | 12 / 80 R 22.5 | 10 - 16.5 |
| | 6.00 - 14 | | 215 /75R19.5 | | 205 / 75 R 17.5 | | | | 11.00 - 20 | 12.00 - 20 |
| | 6.50 - 14 | | 7.50 - 15 | | 215 / 75 R 17.5 | | | | 12.00 - 20 | 12.00 - 24 |
| | 7.00 - 15 | | 7.50 - 16 | | 215 / 75 R 19.5 | | | | 11.00 - 22 | |
| | | | | | 8.25 - 16 | | | | | |
| | | | | | 7.50 - 20 | | | | | |
| | | | | | 8.25 - 20 | | | | | |

mm

| 245 | 250 | 255 | 260 | 265 | 295 | 305 | 325 | 328 | 350 | |
|---|---|---|---|---|---|---|---|---|---|---|
| 12.00 R 20 | 11 R 22.5 | 13.00 R 20 | 13.00 R 20 | 12 R 22.5 | 15 R 22.5 | 15 R 22.5 | 16.5 R 22.5 | 16.5 R 22.5 | 425 / 65 R 22.5 | |
| 12.00 R 22 | 12 R 22.5 | 13 R 22.5 | 13 R 22.5 | 365 / 80 R 22.5 | 15.5 / 80 R 22.5 | 385 / 65 R 22.5 | 385 / 65 R 22.5 | 385 / 65 R 22.5 | 445 / 65 R 19.5 | |
| 12 R 22.5 | 295 / 80 R 22.5 | 12.00 R 24 | 12.00 R 24 | 14 / 80 R 20 | 365 / 80 R 20 | 15.5 / 80 R 22.5 | 365 / 80 R 20 | 425 / 65 R 22.5 | 445 / 50 R 22.5 | |
| 12.00 R 24 | | 12 / 80 R 20 | 12 / 80 R 20 | 295 / 80 R 22.5 | | | 425 / 65 R 22.5 | 365 / 80 R 20 | 445 / 65 R 22.5 | |
| 305 / 70 R 19.5 | | 13 / 80 R 20 | 13 / 80 R 20 | 315 / 80 R 22.5 | | | | | | |
| 12 / 80 R 20 | | 13 / 75 R 22.5 | 13 / 75 R 22.5 | 12.00 - 20 | | | | | | |
| 315 / 80 R 20 | | 295 / 80 R 22.5 | 295 / 80 R 22.5 | | | | | | | |
| 295 / 70 R 22.5 | | 315 / 70 R 22.5 | 315 / 70 R 22.5 | | | | | | | |
| 295 / 80 R 22.5 | | 315 / 80 R 22.5 | 315 / 80 R 22.5 | | | | | | | |
| 13 / 70 R 22.5 | | 12.00 - 20 | | | | | | | | |
| 315 / 75 R 22.5 | | 12.00 - 24 | | | | | | | | |
| 12.00 - 20 | | | | | | | | | | |
| 12.00 - 24 | | | | | | | | | | |

# PRODUCTS

### *Cushion Gum*

*INDELBAND® cushion gum is specially manufactured to offer maximum adhesion between the carcass and the new tread and to reduce heat generation to a minimum therefore guaranteeing a safe and reliable retread. Its curing conditions allow an optimal balance between time and temperature of the curing process and the product shelf life.*

### *Strip Cushion Gum*

*Cushion gum is also available in strips to be applied directly with an extruder.*
*Strip cushion gum has a great flow through the extruder therefore filling all carcass cavities, reducing application time and energy consumption. These features provide great benefits during product application and high productivity in equipment usage.*

*Strip cushion gum keeps the same features as calendered cushion gum like superb adherene and minimum heat generation.*

### *Repair Strip*

*INDELBAND® repair strip allows to fill and repair easily, keeping a constant production pace. The strips come in 12 kg reels and fit most retreading machines and repair stations, reducing material handling and providing a comfortable work.*

### *Retreading Compounds*

*Our wide range of compounds allows us to satisfy needs and demands regarding tire retreading, either for remolding or grooving of tires, in order to obtain maximum benefits.*

*INDELBAND® retreading compounds have been specially developed to obtain ideal results in each application, especially when used in OTR applications. High resistance compounds ensure that retread tires with INDELBAND® compounds offer better performance on any road surface.*

### *Camelback*

*INDELBAND® camelback has been designed to offer excellent results in tire retreading by remoulding. Its fluidity obtainis perfect moulding of tread and unbeatable product appearance. Available in a wide range of compounds and sizes for optimal results.*

### *Retreading Cement*

*INDELBAND® cement provides superb adhesion becoming an excellent complement for the union between the carcass and the new tread. Further more, thanks to its features, it is an essential element to be applied in repair units.*

# MATERIAL STORAGE RECOMMENDATIONS

### *Retreading CompoundsStock Policies*

*-Material stock should be as low as possible but enough to assure the continuity of the plant operability.*
*-Stock rotation on a first in first out basis must be applied to reduce the risk of product obsolescence.*
*-Material excess should be avoided to allow a clean and safe storage.*
*-Application of the above policies helps increase stock rotation guarantee materials to be as fresh as possible.*

### *Storage Rooms:*

*-All materials should be store on cool and dry areas.*
*-Dust free and medium ventilation conditions are also recommended.*
*-Direct sunlight exposure must be avoided.*

### *Sotarge Temperatures:*

*-Recommended storage temperature is between 15º C and 25ºC Higher or lower temperatures should be avoided.*
*-Heat radiation should be avoided at all times. Do not store near steam pipes or radiators.*
*-Exposure to low temperatures leads to material stiffness and loose in processability and adhesive properties. Material may be recovered by stabilising its temperature to room temperature ( around 20ºC); when recovering do not heat material directly or remove packaging, moisture formation due to condensation should be avoided during the process of recovery.*

### *Product stocking:*

*-While material handling, safety regulations must be observed and required personal protection equipment should be used.*
*-Store materials so that deformation is avoided.*
*-Avoid excessively high stacks.*
*-Keep products well identify and ordered.*

# + More Miles – less cost.

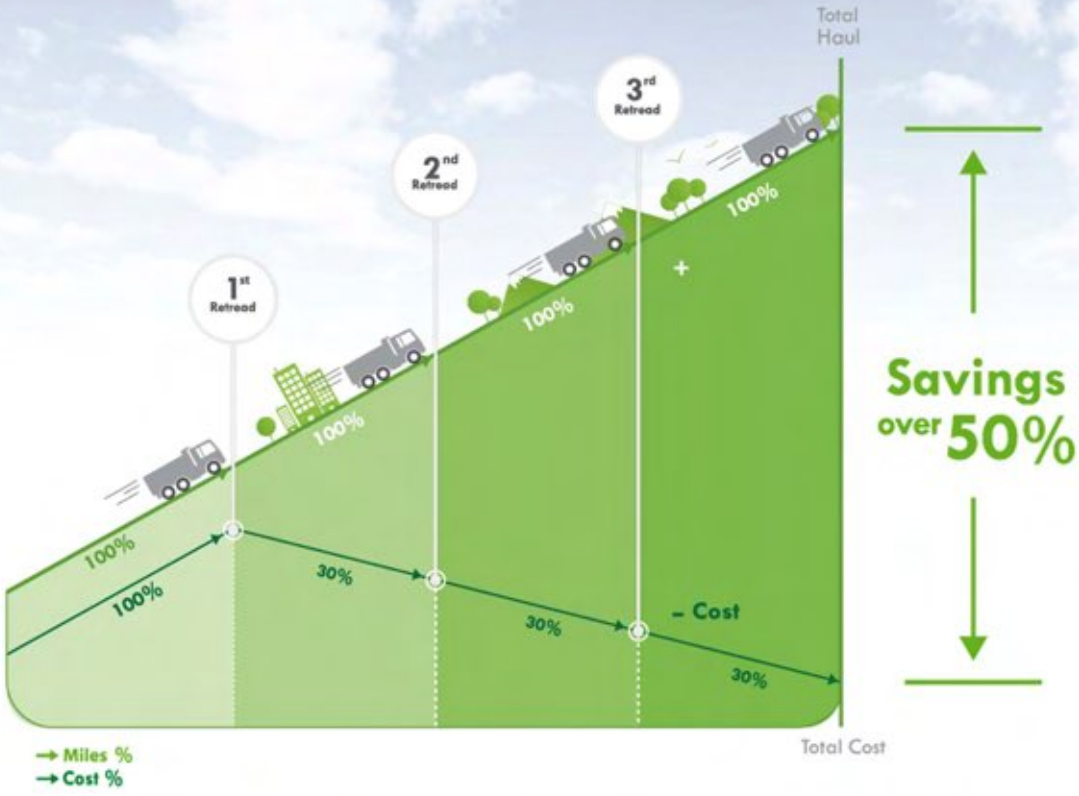


**Savings over 50%**

Replacing used tires for new ones represents a considerable cost along with waste generation which damages the environment.

Tire retreading is the best option by reusing tires while producing significant savings, since a retread tire costs less than half the price of a new tire.

New tires with quality carcass can be retreaded several times while at the same time protect the environment by reducing waste generation.

## – Resource consumption + Green



It takes **22** gallons of oil to manufacture one new TRUCK tire

but only

**7** gallons to retread the same tire

*Facts based in information of TRIB (Tire Retread & Repair Information Bureau).

Indelband

TOP QUALITY MATERIALS FOR THE RETREADING INDUSTRY www.Indelband.com

Nortop

Office 514-748-1682
877-722-1682
Cell:514-793-6787
1855 Chemin ST-François, Dorval, Quebec,H9P-1K3